

STEP 2: PREPARE YOUR HOME AND GET READY
THE TOP 5 ACTIONS TO MAKE YOUR HOME SAFER



STEP 2: PREPARE YOUR HOME AND GET READY

THE TOP 5 ACTIONS TO MAKE YOUR HOME SAFER

There are some simple things you can do around your home to prepare it for a bush fire. You need to prepare well beforehand as leaving it to the last minute is too late.

Here are five simple things you can do before and during the bush fire season.




1. TRIM

Trim overhanging trees and shrubs. This can stop the fire spreading to your home.



2. MOW

Mow grass and remove the cuttings. Have a cleared area around your home.



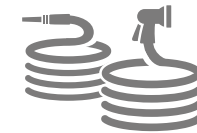
3. REMOVE

Remove material that can burn around your home (e.g. Door mats, wood piles, mulch, leaves, paint, outdoor furniture).



4. CLEAR

Clear and remove all the debris and leaves from the gutters surrounding your home. Burning embers can set your home on fire.



5. PREPARE

Prepare a sturdy hose or hoses that will reach all around your home. Make sure you've got a reliable source of water.



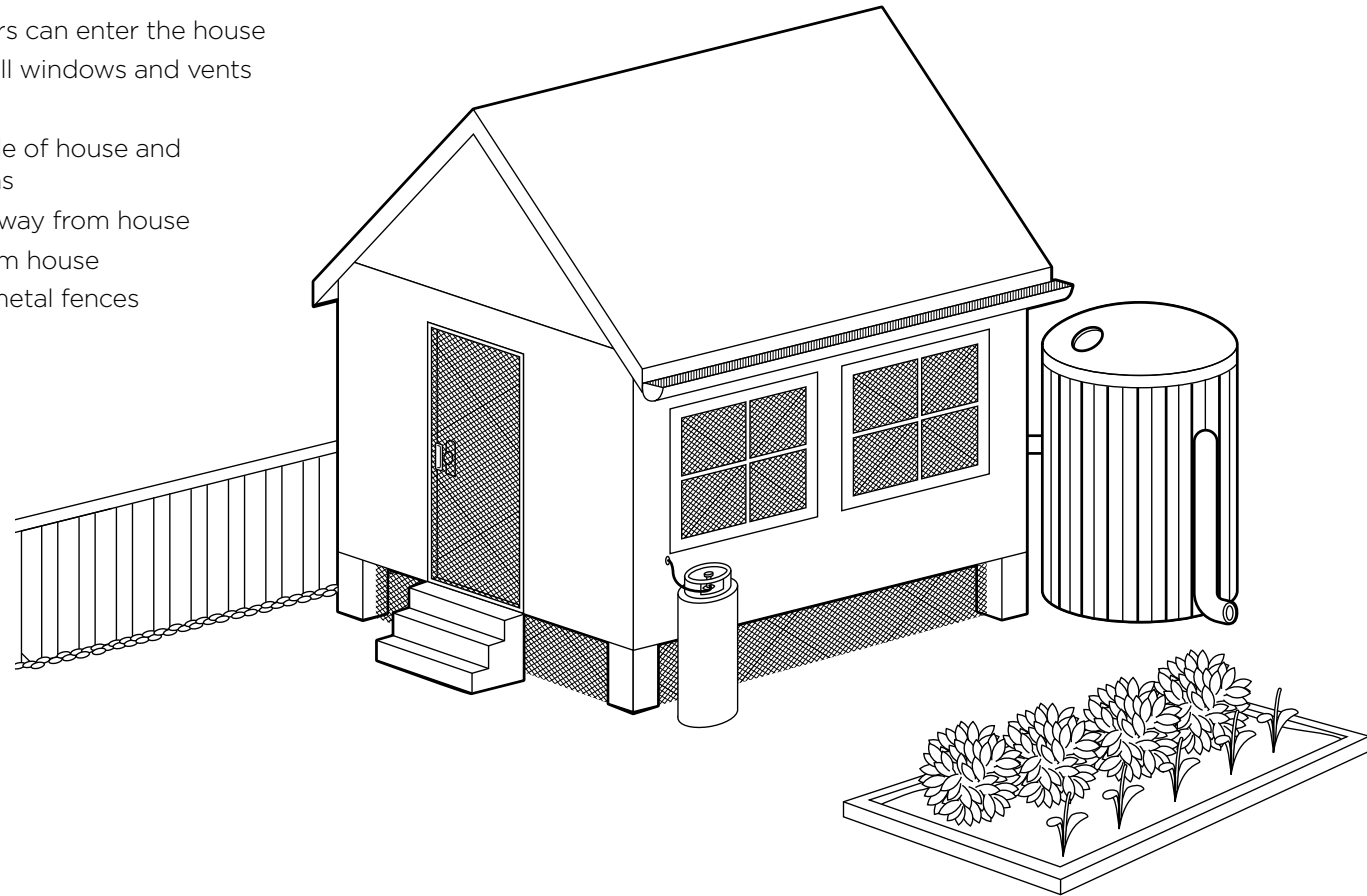
Join others in your neighbourhood in completing these Top 5 Actions to protect your home.



MORE PERMANENT PROTECTION FOR YOUR HOME

Tick as you complete

- Block up areas where embers can enter the house
- Install metal fly screens on all windows and vents
- Install metal gutter guards
- Position gas cylinders on side of house and away from trees and gardens
- Direct any pressure valves away from house
- Move garden beds away from house
- Replace wood fences with metal fences
- Use stones instead of mulch



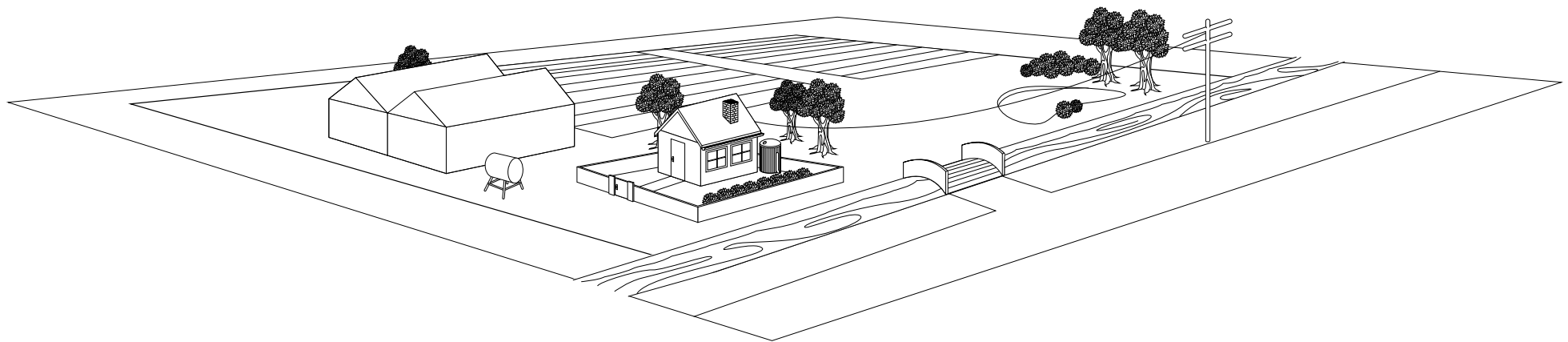
If you **live on a rural property** there are additional tasks to prepare your home on the next page.
If you don't live on a rural property turn to Step 3 so you can learn the bush fire alert levels.



PREPARE YOUR RURAL PROPERTY

Tick as you complete

- Remove overhanging branches from power lines
- Ensure that a fire tanker can access your property
- Clear fire breaks along paddock boundaries
- Store petrol, diesel and gas away from home
- Keep a well-maintained area around the home and sheds
- Place water pipes from dams underground and install pump to the house
- Make sure hoses have spray nozzles
- Keep water tanks full and connect them to pumps



A cleared area around your home can slow a fire spreading and give firefighters a safe area to work.

