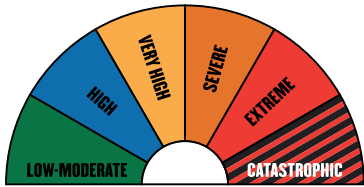
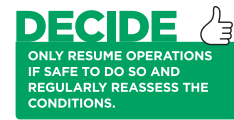


STEP 3: KNOW THE CONDITIONS



FIRE DANGER RATINGS

Before a fire even starts, monitor the Fire Danger Ratings daily at www.rfs.nsw.gov.au/fdr and be aware of conditions in your area. The higher the rating, the more dangerous the conditions.



HARVEST SAFETY ALERTS

Harvest Safety Alerts provide a signal to farmers that they should be taking extra precautions during harvesting operations to prevent the ignition and spread of fire due to the prevailing weather conditions. Get your **Grain Harvester Guide** from your local Fire Control Centre.



TOTAL FIRE BANS

A **Total Fire Ban** (TOBAN) may be issued on days of increased fire danger. Check the NSW Rural Fire Service website to stay up-to-date.

DURING A TOTAL FIRE BAN:



All fire permits are suspended



No fire may be lit in the open



No welding, grinding etc. should be done in the open




NSW RFS recommends you avoid using machinery or slashing



If you're burning, check conditions. Don't light up unless it's safe. Heavy fines apply for the unsafe use of fire if your fire escapes.





STEP 3: KNOW THE BUSH FIRE ALERT LEVELS

WHEN A FIRE OCCURS

There are some simple things you can do around your property to prepare it against the risk of fire.

You need to prepare well beforehand as leaving it to the last minute is too late.



ADVICE

A fire has started.

There is no immediate danger.

Stay up to date in case the situation changes.



WATCH AND ACT

There is a heightened level of threat.

Conditions are changing and you need to start taking action to protect you and your family.



EMERGENCY WARNING

An Emergency Warning is the highest level of Bush Fire Alert.

You may be in danger and need to take action immediately.

Any delay now puts your life at risk.